


**SYLLABUS**  
**CLASS: MONT II**  
**SESSION : 2019-20**

**GENERAL INSTRUCTIONS**

1. Please fill the first page of the diary.
2. Please check the diary of your ward daily.
3. Please send your ward in neat 'n' tidy uniform after giving him/her a bath.
4. Avoid using dark coloured under-garments [White is preferred].
5. Make your ward sleep in time so that he/she feels fresh in the morning.
6. Make sure that one extra changeover is in the bag.
7. Those having a hair-cut should have a proper hair-cut [Crew cut].
8. Please send the food according to Food Schedule. Maggi/ Noodles/ Junk food/ Non-veg. is strictly not allowed.
9. Nails should be regularly trimmed.
10. Child should carry handkerchief daily.
11. Label your ward's school bag, lunch box, water bottle, belt, shoes, tie etc. with a permanent marker.



**SUBJECT: ENGLISH**

**Learning Objectives:**

- To enable the child to recognize and learn the formation of letters.
- To enable the child to recognize vowels.
- To help him to make words with vowels and consonants.
- To help the child to improve his/her pronunciation and develop vocabulary through story narration and recitation.
- To encourage him/her to participate in picture conversation.
- To enable and encourage the child to converse in English.
- To enable the child to read independently.

**Text Book:**

Months	English	Concept development lessons(orally through short sentences)
<b>Term I (April - Aug)</b>	<ul style="list-style-type: none"> <li>❖ <b>Listening and speaking opportunities:</b> Music and movement, stories, catchy phrases, show and tell, recalling and retelling, asking questions and answers.</li> <li>❖ <b>Reading readiness.</b> Two letter words.</li> <li>❖ <b>Phonemic awareness:</b> Sound letter relation.</li> <li>❖ <b>Writing readiness :</b> A- Z, two letter words.</li> <li>❖ <b>Picture conversation:</b> Through Picture Books</li> </ul>	<ul style="list-style-type: none"> <li>❖ <b>Sight words:</b> school, table, chair, teacher, class, room, play, ground, lunch, time, hear, come, blue, sky, please, cool, green, one, day, over.</li> <li>❖ <b>Opposites:</b> - Hot-cold, up -down, big-small, dry-wet, clean-dirty, young-old, black-white, far- near, push-pull, long -short, few-many, thick-thin, give-take, sleep-awake, blunt-sharp, first-last, beautiful-ugly.</li> <li>❖ <b>Concept:-</b> Full - half - empty. Use of I\you, he\she, this\that, a\an &amp; the.</li> <li>❖ <b>Prepositions:-</b> In\out, over\under, in front of\behind.</li> </ul>
<b>Term II (Sept – Dec)</b>	<ul style="list-style-type: none"> <li>❖ <b>Listening and speaking opportunities:</b> Music and movement, stories, catchy phrases, show and tell, recalling and retelling, asking questions and answers.</li> <li>❖ <b>Reading readiness.:</b> Simple sentences</li> <li>❖ <b>Phonemic awareness:</b> Sound letter relation.</li> <li>❖ <b>Writing readiness :</b> Three letter words and sentences with vowels a,e,i,o,u.</li> <li>❖ <b>Picture conversation:</b> Through Picture Books</li> </ul>	<ul style="list-style-type: none"> <li>❖ <b>Sight words:</b> back, line, July, door, floor, game, sweat, home, shine, pink, grass, rain, milk, night, sleep, ring, toy, three, red, yellow.</li> <li>❖ <b>Genders:</b> Father-mother, boy-girl, man -woman, king-queen, he-she, uncle-aunt, prince-princess, brother-sister, sir-madam, Mr.-Mrs., son-daughter, bride-bridegroom, nephew-niece, servant-maid, poet-poetess, actor-actress, gentleman- lady, grandfather-grandmother.</li> <li>● <b>Concept:- Use of :</b></li> <li>● one / many e.g toy-toys.</li> <li>● this/ these e.g. This is a ball. These are balls.</li> </ul>

		<ul style="list-style-type: none"> <li>• that /those e.g That is a hut. Those are huts</li> </ul>
<b>Term III (Jan – March)</b>	<ul style="list-style-type: none"> <li>❖ <b>. Listening and speaking opportunities:</b> Music and movement, stories, catchy phrases, show and tell, recalling and retelling, asking questions and answers.</li> <li>❖ <b>Reading readiness.:</b> Phonograms</li> <li>❖ <b>Phonemic awareness:</b> Sound letters relation.</li> <li>❖ <b>Writing readiness :</b> Sentences with phonograms</li> <li>❖ <b>Picture conversation:</b> Through Picture Books</li> </ul>	<ul style="list-style-type: none"> <li>❖ Children will be encouraged to read small sentences.</li> </ul>

### PHONOGRAMS

<p>“oo” :- pool,cool,tool,fool, spoon,moon,noon, toot,hoot,food, doom,soon,boot, loop etc.</p>	<p>“ee” :- beet,feel,seed,seem, need,teen,weep,seen, weed,keen,deep, heed,jeep,queen,green, sleep,etc.</p>	<p>“ll” :- all,hall,ball,fall,mall,tall, doll,roll,toll,bill,fill,till, will,bull,full,pull,bell, dell,hell,well,yell, etc.</p>	<p>“sh” :- shell,shy,ship,shade,shirt, shot,show,shock,shake, sheep,crash,trash,fish, dish,brush,fresh,mash, rash,blush,squash, cash,etc.</p>	<p>“ch” :- chair,cheap,check, chop,chin,chill, chip,rich,such, much,chat etc</p>	<p>“th” :- thick,think,thief, throw,thin, thermos,thread, path,bath, thumb etc.</p>
--	--	---	---	--	---

## हिन्दी पाठ्यक्रम

शिक्षण उद्देश्य : १. हिन्दी भाषा का शुद्ध उच्चारण ।

३. सही स्वरों व व्यंजनों का ज्ञान करवाना ।

५. सभी व्यंजनों का लिखित व मौखिक ज्ञान करवाना ।

२. बच्चों के शब्द भण्डार में वृद्धि करना ।

४. भाषा के प्रति जागृत करना ।


Months	Hindi	Concept
<b>Term I</b> (April - Aug)	<ul style="list-style-type: none"> <li>❖ <b>Recognition of letters-</b> अ-औ, क-ह.</li> <li>❖ <b>Reading readiness:</b> Two letter words e.g. कल, कप ।</li> <li>❖ <b>Writing readiness:</b> ह,च,श,ज,ष,ख,थ,स,घ,भ,र,ल,ध,झ,छ,ण,य,अ-अः।</li> </ul>	<ul style="list-style-type: none"> <li>● Matching letter with related picture.</li> <li>● Write first letter of the given picture.</li> <li>● Dictation of two letter words.</li> <li>● Matching picture with related word.</li> </ul>
<b>Term II</b> (Sept – Dec)	<ul style="list-style-type: none"> <li>❖ <b>Reading readiness:</b> Three letter words. e.g. कलम, मटर । Sentences related to two &amp; three letter words.</li> <li>❖ <b>Writing readiness :</b> Two and three letter words and sentences related to them.</li> </ul>	<ul style="list-style-type: none"> <li>● Matching picture with related word.</li> <li>● Look and write.</li> <li>● Dictation of three letter words.</li> </ul>
<b>Term III</b> (Jan – March)	<ul style="list-style-type: none"> <li>❖ <b>Reading readiness:</b> Four letter words e.g. पनघट, अजगर, सरकस ।</li> <li>❖ <b>Writing readiness :</b> Four letter words and sentences related to them.</li> </ul>	<ul style="list-style-type: none"> <li>● Matching picture with related word.</li> <li>● Look and write.</li> <li>● Dictation of three letter words.</li> </ul>

## SUBJECT: MATHS

### *Learning Objectives:*

- To enable the child to recognize different shapes.
- To teach the concept of what comes after, before and between?
- To teach the concept of less than & greater than (few & many).
- To enable the use of mathematical concepts in daily life.
- To enable the child to co-relate the numbers with quantity.
- To teach the concept of place value i.e. ones, tens, hundred.
- To teach the concept of addition.

Months	Content	Concepts
<b>Term I (April – Aug)</b>	<ul style="list-style-type: none"> <li>Serial counting (1 to 100)</li> <li>Random counting</li> <li>Back counting (50 to 0)</li> <li>Complete the series upto 100 e.g. 34,35,36,_,_,_,_</li> </ul>	<ul style="list-style-type: none"> <li>What comes after ? (1 to 50)</li> <li>What comes before? (1 to 50)</li> <li>What comes between? (1 to 50)</li> <li>Concept of Odd and Even</li> <li>Shapes</li> <li>Use of symbols <math>&gt;</math>, <math>&lt;</math> or <math>=</math></li> </ul>
<b>Term II (Sept – Dec)</b>	<ul style="list-style-type: none"> <li>Serial counting (101 to 200)</li> <li>Random counting</li> <li>Back counting (100 to 0)</li> <li>Concept of addition</li> <li>Complete the series upto 150 e.g. 112,113,114,_,_,_,_</li> <li>Skip counting</li> </ul>	<ul style="list-style-type: none"> <li>What comes after? (1 to 100)</li> <li>What comes before? (1 to 100)</li> <li>What comes between? (1 to 100)</li> <li>Use of symbols <math>&gt;</math>, <math>&lt;</math> or <math>=</math></li> <li>Table of 2 and 5</li> <li>Number names (1 to 20)</li> </ul>
<b>Term III (Jan – March)</b>	<ul style="list-style-type: none"> <li>Serial counting (1 to 200)</li> <li>Random counting</li> <li>Back counting (100 to 0)</li> <li>Complete the series upto 200 e.g. 174,175,176,_,_,_,_</li> </ul>	<ul style="list-style-type: none"> <li>What comes after? (1 to 100)</li> <li>What comes before? (1 to 100)</li> <li>What comes between? (1 to 100)</li> <li>Number names (1 to 20)</li> <li>Table of 10</li> </ul>



**SUBJECT: E.V.S.**

***Learning Objectives:***

- To make the child aware of the surroundings.
- To encourage the child to participate in class discussions.
- To help the child to become better citizen by teaching good habits.
- To make the child more inquisitive towards their immediate surroundings.

<b>Months</b>	<b>Topics</b>	<b>Related Questions</b>
<b>Term I (April – Aug)</b>	1. This is Me  2. My Body  3 My Home  4. My School  5. Sports and Games	Q: How many sense organs do we have? Name them.  Q: Name the body parts which are in pairs.  Q: What are internal and external organs? Name any five organs of each.  Q: Why do we need a house?  Q: Name the different rooms of your house.  Q: In which object do you see your face?  Q: Where do you sit while studying?  Q: Name the things you see in your bedroom/bathroom/kitchen/living room/dining room?  Q: Name different rooms of your school.  Q: Name few sports activities held in your school.  Q: Name the things you see in your classroom.  Q: Which article is used to write on notebook?  Q: Which game do you like to play?  Q: Name few indoor/outdoor games.  Q: Which is our National game?  Q: Name the game that requires a shuttlecock.  Q: Name the game in which we kick the ball.

	<p>6. Animals</p> <p>7. Birds</p> <p>8. Insects</p>	<p>Q: Which animal has a hump and is called ‘Ship of desert’?</p> <p>Q: Which is our national animal?</p> <p>Q: Which animal has a pouch?</p> <p>Q: Which is the fastest animal?</p> <p>Q: Which animal has a mane and is called the ‘King of Jungle’?</p> <p>Q: Which animal has a hard shell?</p> <p>Q: Which animal has a horn on its nose?</p> <p>Q: Which is the most clever animal?</p> <p>Q: Which animal is used for riding ?</p> <p>Q: Which is a friendly fish?</p> <p>Q: Which sea animal has its head like a horse?</p> <p>Q: Which bird cannot fly?</p> <p>Q: Which is the heaviest bird?</p> <p>Q: Which bird can see only at night?</p> <p>Q: Which is our national bird?</p> <p>Q: Which bird has sharp eyes?</p> <p>Q: Which bird is the symbol of peace?</p> <p>Q: Which bird pecks the wood?</p> <p>Q: How many legs do the insects have?</p> <p>Q: Which is the colourful insect?</p> <p>Q: Which insect spreads malaria?</p>
<p><b>Term II</b> <b>(Sept– Dec)</b></p>	<p>Fruits and Vegetables</p>	<p>Q: Which vegetable does the rabbit like to eat?</p> <p>Q: Which vegetable is used to make french fries?</p>



	<p>10. Flowers</p> <p>11. Our Neighbourhood Services</p> <p>12. Places of Worship</p> <p>13. Our Helpers</p> <p>14. Means of Transport</p> <p>15.. Seasons</p>	<p>Q: Name few vegetables that grow under the soil ?</p> <p>Q: Name the fruits with single seed?</p> <p>Q: Name some fruits which have many seeds.</p> <p>Q: Which flower grows in water ?</p> <p>Q: What is the colour of jasmine flower?</p> <p>Q: Which flower always turns towards the sun?</p> <p>Q: Which flower is associated with Pt. Jawahar Lal Nehru?</p> <p>Q: Where do we go to watch movies?</p> <p>Q: Where do we deposit money?</p> <p>Q: Where do we post letters?</p> <p>Q: Where will you go if you want medicine?</p> <p>Q: Who grows crop?</p> <p>Q: Who treats sick animals?</p> <p>Q: Who builds the house?</p> <p>Q: Who sells green vegetables?</p> <p>Q: Who sweeps the floor?</p> <p>Q: Who makes furniture?</p> <p>Q: Who makes pots?</p> <p>Q: Name few land, air, water transport.</p> <p>Q: Which season do you like the most?</p> <p>Q: In which season trees shed their leaves?</p> <p>Q: In which season flowers bloom all around?</p> <p>Q: In which season we like to eat mangoes, ice-creams, cold drinks?</p> <p>Q: In which season we enjoy hot soups, hot coffee?</p>
--	--	---



<b>Term III</b> <b>(Jan – March)</b>	16. Food	Q: Which is your favourite dish ?
	17. Parts of a plant	Q: Which dish is made of wheat?
	18. Dry Fruits	Q: Name few food items made up of milk.
	19. Musical Instruments	Q: Name the meals which are eaten in morning, afternoon, at night.
	20. Famous Personalities	Q: Name few musical instruments.
		Q: Name the instrument which is related to Lord Krishna.
		Q: Which instrument is played by using sticks?



## RHYMES & STORIES

These rhymes & stories will be recited and dramatized with the help of finger puppets & props.

	<b>April – Aug</b>	<b>Sept – Dec</b>	<b>Jan – March</b>
<b>English Rhymes</b>	Mama Darling Mary had a little lamb Oranges and Lemons Pat a Cake Five Corns Buns At The Cross Road I Hear Thunder Goosey Goosey Gander One,two,three Green Vegetables Tommy’s Thumb Insy Winsy Spider	To Market Look at the Flag Rainbow Hello! Mr. Helpers Out in the Garden Miss Molly Had a Dolly Sing A Song of Six Pence Found a peanut Old Mc.Donald Going to The City	Around me The Mulberry Bush Boogie Woogie Jingle Bells Churmura When you are Happy Seasons
<b>Hindi Rhymes</b>	Mere Billi Tapti garmi Mere Kishti Patang Bandar Aur Chidiya Aandhi Aayee Makhi Phuta Patakha Agadam- Bagdam Kauva ki roti Shaitan Chuha	Gandhi Ji ke Bandar sipahi Kele ka Maza Bhaloo Joker Chidiya Chidiya Chanda mama Aao Khele Khel Humne teen Cheeze Dhekhi Meri choti si Gudiya	Pee Pee Pee Cham Cham Chambal Hum ne Nani Se Ek Chida Tha Bacho Ki Rail Chana Kaise Khelone Waala Gajar ka paudh
<b>Stories</b>	The Fox and the Crow Shadow of the Donkey The Boy and the cashew nuts The Shepherd Boy The Greedy Dog सारस और लोमड़ी लकड़हारा और देवदूत	Unity is Strength The Monkeys and the Capseller The Trial of Strength A Cat and the Fox राम कथा टिड्डा और चींटी	The Ant And The Dove Most beautiful child Milkmaid and her dream दो मेंढक और दूध की मटकी होली

<p align="center"><b>1. The Fox and the Crow</b></p> <p>Once a crow found a piece of cheese and flew on a tree. The fox saw it and wanted the cheese. The fox said, 'What a sweet voice you have, please sing for me.' The foolish crow opened its beak to caw-caw-caw and down fell the cheese. The clever fox picked up the cheese and walked away happily.</p> <p><b>Moral: Think before you take any action.</b></p>	<p align="center"><b>2.Unity is Strength</b></p> <p>Once a hunter set a trap to catch the birds. The birds were caught in a net. They flew together and carried the net to their friend, a little mouse. The mouse cut off the net with his sharp teeth, and let the birds free.</p> <p><b>Moral: Unity is strength.</b></p>	<p align="center"><b>3. The Ant and The Dove</b></p> <p>A thirsty ant crawled to a river to drink water. It slipped and fell into the water. "Help me,help me",it cried. A dove flying by saw the ant in trouble. It broke off a twig and threw it into the water. The ant crawled onto the twig and was saved. One day, hunter came to catch the dove. The ant saw this and bit the hunter. The hunter shouted in pain. The dove, frightened by the noise, flew away.</p> <p><b>Moral: If you are kind to others they will be kind to you.</b></p>
<p align="center"><b>4.The Greedy Dog</b></p> <p>Once upon a time a dog was crossing a bridge.He had a bone in his mouth. He looked into the water and saw his own image.He thought that it was another dog with a bone in its mouth.He wanted that bone also.So he barked and his own bone fell into the water. In the end he was left with no bone..</p> <p><b>Moral: We should not be greedy.</b></p>	<p align="center"><b>5. The Shepherd Boy</b></p> <p>Once upon a time, there was a shepherd boy. Everyday he would graze the sheep in the fields. One day he wanted to have some fun and shouted "Lion! Lion !" All the villagers came running to help him but they did not see any lion. The boy laughed at the angry villagers. Next day he played the same trick. Then one day a big lion came. The boy shouted for help but no one came. The lion ate all the sheep and the boy left crying.</p> <p><b>Moral: We should not tell a lie.</b></p>	<p align="center"><b>6. The Monkeys and The Capseller</b></p> <p>One day,a capseller was going to the city. On his way,he saw a shady tree.He sat down to take rest,keeping his bag of caps on one side.Soon,he fell a sleep.When he woke up he did not find his caps. He looked up and saw the monkeys wearing his colourful caps.He got an idea!He threw his own cap on the ground.Seeing this,all the monkeys threw their caps too. The capseller hurriedly collected the caps and went away.</p> <p><b>Moral: One should think wisely.</b></p>
<p align="center"><b>7. सारस और लोमड़ी</b></p> <p>एक थी लोमड़ी बड़ी सयानी, करती थी वो सदा शैतानी। एक दिन लोमड़ी ने सारस को दावत पर बुलाया और उसने खाना थाली में सजाया। मालूम था लोमड़ी को सारस अपनी लम्बी चोंच से थाली में से नहीं खा सकता। फिर भी उसने पूछा-“सारस भाई, मजा आ रहा है?” अब सारस बेचारा क्या कहता? लेकिन लोमड़ी ने तो अपनी थाली झटपट साफ कर दी। कुछ दिन बाद सारस ने लोमड़ी को दावत पर बुलाया और उसने खाना जग में सजाया। लोमड़ी का बड़ा मुँह जग में नहीं आया। सारस ने अपनी लम्बी चोंच से खाने को खाया। लोमड़ी बेचारी मुँह देखती रह गई। <b>शिक्षा- जैसे को तैसा।</b></p>	<p align="center"><b>8. दो मेंढक और दूध की मटकी</b></p> <p>एक दिन दो मेंढक मस्ती में घूम रहे थे। अचानक एक मेंढक कूदते-कूदते दूध की मटकी में जा गिरा। उसने बाहर निकलने की बहुत कोशिश की, पर चिकनाई के कारण वह बाहर नहीं निकल पाया। तब बाहर बैठे मेंढक ने उसे एक रास्ता दिखाया। मेंढक लगातार दूध में गोल गोल तैरने लगा। धीरे-धीरे दूध मक्खन बन गया और वह मेंढक छलांग लगाकर बाहर आ गया।</p> <p><b>शिक्षा:- हमें समझदारी से काम लेना चाहिए।</b></p>	<p align="center"><b>9.राम कथा</b></p> <p>एक हुए थे राजा राम, बहुत था उनका नाम। माता ने वनवास दे दिया, राजा का सब राज ले लिया। सीता उनकी रानी थी, सुंदर बड़ी सयानी थी। लक्ष्मण छोटा भैया था, प्यारा प्यारा भैया था। तीनों मिलकर चलते थे, जंगल जंगल फिरते थे। रावण साधुवेष बना, सीता को ले गया चुरा। हनुमान ने पूँछ घुमा, रावण का घर दिया जला। राम लखन ने तीर चला सारे राक्षस दिए गिरा।</p> <p><b>शिक्षा- बुराई पर सदा अच्छाई की जीत होती है।</b></p>

<p style="text-align: center;"><b>10.Shadow of the Donkey</b></p> <p>It was a hot and sunny day. Two travellers were walking with a donkey for a long time.They were tired and decided to take some rest .The donkey too sat down.One of the travellers decided to sit down in the shadow of the donkey.The other traveller too wanted to sit in the shadow.Soon the discussion changed into an argument.They both started quarrelling for the shadow.The donkey saw his masters quarrelling,he thought,"This is indeed a good chance to free myself and run away."The donkey quietly escaped and ran away from his masters.</p> <p><b>Moral: Foolishness never pays.</b></p>	<p style="text-align: center;"><b>11.The Trial of Strength</b></p> <p>One day the Sun said to the Wind, 'I am stronger than you.'The Wind said to the Sun, 'I am stronger than you.'Soon they saw a traveler going along a road.The Wind said, 'That man has a wrapper on. He who can make that man take off his wrapper is stronger.'The Sun said, "All right! You just try first.The Wind blew hard. It became colder and colder. The man put his wrapper more closely round his body. The Wind blew still harder. The man held the wrapper more closely.The Wind said, 'I have failed. I'll stop blowing.'Now the Sun began his work. He shone brightly. It became hot. The man took off his wrapper and carried it in his hand.The Sun proved that he was stronger than the Wind.</p> <p><b>Moral of the Story: Skill is better than Force.</b></p>	<p style="text-align: center;"><b>12. The Boy and the cashew nuts</b></p> <p>There was a boy who was very fond of cashew nuts.His mother gave him a few nuts. The boy always wanted more nuts. He always asked his mother "Mummy, give me some more nuts". But his mother always replied "Too many nuts is not good, my son. If you eat too many at a time you will get stomach-pain".One day his mother had been to the market and no one was at home except the boy. He went into the kitchen and took the cashew nut jar. He ate and ate unto the last nut. The next day he fell sick.He suffered from stomach-pain.He felt sorry for not obeying his mother.</p> <p><b>Moral: Elders are our well wishers. Let us obey them.</b></p>
<p style="text-align: center;"><b>13. A Cat and the Fox</b></p> <p>A cat and a fox were good friends. One day, they argued about who was smarter. The fox boasted, "I know many tricks!" The cat knew only one. While they fought, they heard gunshots and the sound of hunters. The cat quickly climbed up a tree, while the fox tried many tricks. It danced and jumped but none of these tricks worked and the hunters soon caught him.</p> <p><b>Moral: It is better to be a master of one art than to be a jack of many arts.</b></p>	<p style="text-align: center;"><b>14. Most beautiful child</b></p> <p>Sheba, the queen of jungle, was very fond of babies. Once, she announced, "I order all animals to come to my palace with their babies. The animal who has the most beautiful baby will be awarded a prize".1 animals came to Sheba's palace with their babies. Sheba started inspecting the babies one by one. She came to a monkey and said "What an ugly baby! You will not get the prize". The baby monkey started to cry. The monkey said, "What a foolish queen she is! Who wants her prize! You are my jewel, my dear child. You are more precious than anything under the sky".</p> <p><b>MORAL : Mother's love has no equals.</b></p>	<p style="text-align: center;"><b>15. Milkmaid and her dream</b></p> <p>A milk maid was carrying a pail of milk on her head and was to market to sell it. As she went along she fell into day dreaming.She thought that she would buy eggs with the money she got by selling milk After the eggs were hatched, she would have a large number of chickens.They would fetch her high price. And will buy a fine dress for herself . While thinking so, she tossed her head in false pride. Down fell the pail on the ground. The whole milk was split and all her plans came to an end.</p> <p><b>Moral : Building castles in air will not stand.</b></p>

**16. लकड़हारा और देवदूत**

एक लकड़हारा था। एक बार वह नदी के किनारे एक पेड़ से लकड़ी काट रहा था। एकाएक उसके हाथ से कूल्हाड़ी छूटकर नदी में गिर पड़ी। लकड़हारे ने नदी से कूल्हाड़ी निकालने की बहुत कोशिश की पर वह उसे नहीं मिली इससे लकड़हारा बहुत दुखी हो गया। इतने देवदूत में वहाँ से गुज़रा, वह लकड़हारे के पास आया और बोला चिंता मत करो। मैं नदी से तुम्हारी कूल्हाड़ी अभी निकाल देता हूँ। यह कहकर देवदूत नदी में कूद पड़ा देवदूत पानी से निकला तो उसके हाथ में सोने की कूल्हाड़ी थी। वह लकड़हारे को सोने की कूल्हाड़ी देने लगा। तो लकड़हारे ने कहा,"नहीं नहीं यह कूल्हाड़ी मेरी नहीं है। मैं इसे नहीं ले सकता।" देवदूत ने फिर नदी में डुबकी लगाई इसबार वह चाँदी की कूल्हाड़ी लेकर बाहर आया ईमानदार लकड़हारे ने कहा, "यह कूल्हाड़ी मेरी नहीं है।" देवदूत ने तीसरी बार पानी में डुबकी लगाई

इस बार वह एक साधारण सी लोहे की कुल्हाड़ी लेकर बाहर आया। "हाँ यह मेरी कुल्हाड़ी है!" लकड़हारे ने खुश होकर कहा। उसकी ईमानदारी देखकर देवदूत बहुत प्रसन्न हुआ। उसने लकड़हारे को उसकी लोहे की कुल्हाड़ी दे दी। साथ ही उसने सोने और चाँदी की कुल्हाड़ियाँ भी उसे पुरस्कार के रूप में दे दीं।

**शिक्षा -ईमानदारी से बढ़कर कोई चीज नहीं।**

### 17. टिड्डा और चींटी

गर्मियों के दिन थे। ऐसे समय पर एक टिड्डा भरपेट खाना खाकर गीत गाने में मस्त था। उसने देखा, कुछ चींटियाँ खाने की सामग्री ले जा रही हैं। चींटियों को देखकर वह हँसने लगा। उनमें से एक चींटी से उसकी दोस्ती थी। टिड्डे ने उस चींटी से कहा, "तुम सब कितनी लालची हो! इस खुशी के मौके पर भी काम कर रही हो! तरस आता है तुम पर!" चींटी ने जवाब दिया, "अरे भाई, हम लोग बरसात के लिए खाने की सामग्री एकत्र कर रही हैं।" गर्मियों के बाद बरसात का मौसम शुरू हुआ। आकाश में बादल छा गए। अब टिड्डे के लिए भोजन जटाना मुश्किल हो गया। आखिरकार उसके सामने भूखों मरने की समस्या खड़ी हो गई। एक दिन टिड्डे ने अपनी दोस्त चींटी का दरवाजा खटखटाया। उसने कहा, "चींटी बहन कृपा कर मुझे कुछ खाने के लिए दो। मैं बहुत भूखा हूँ।" चींटी ने जवाब दिया, "गर्मी के दिनों में तो तुम गीत में मगन होकर इधर-उधर घूमते रहे, अब बरसात के मौसम में कही जाकर नाचो। तुम जैसे आलसी को मैं एक भी दाना नहीं दे सकती।" और उसने झट से दरवाजा बंद कर दिया।

**शिक्षा -आज की बचत ही कल काम आती है।**

### 18. होली

एक समय की बात है कि एक छोटा सा लड़का था जिसका नाम प्रहलाद था। वह भगवान में बहुत आस्था रखता था और भगवान विष्णु का बहुत बड़ा भक्त था। उसके पिता राजा थे। उनका नाम हिरण्यकश्यप था और वे भगवान को नहीं मानते थे। जब उन्हें यह बात पता चली कि उनका बेटा प्रहलाद किसी विष्णु नाम के देवता की बहुत पूजा करता है, तो उन्हें यह बात बिल्कुल पसंद नहीं आई। उन्होंने प्रहलाद को बहुत बार समझाया कि वह विष्णु की पूजा करना छोड़ दे लेकिन प्रहलाद नहीं माना। हिरण्यकश्यप अपने बेटे प्रहलाद को सबक सिखाना चाहते थे। फिर उन्होंने एक दिन प्रहलाद को मारने के लिए अपनी बहन होलिका की मदद ली। होलिका को भगवान शंकर से वरदान मिला हुआ था। उसे वरदान में एक ऐसी चादर मिली थी जिसे ओढ़ने पर अग्नि उसे जला नहीं सकती थी। होलिका उस चादर को ओढ़कर और प्रहलाद को अपनी गोद में लेकर अग्नि में बैठ गई। लेकिन वह चादर उड़कर प्रहलाद के ऊपर आ गई और प्रहलाद की जगह होलिका ही जल गई। इस तरह हिरण्यकश्यप और होलिका के गलत इरादे पूरे नहीं हो पाए।

**शिक्षा - भक्ति में बड़ी शक्ति होती है।**

## Music

Cookie Jar	Churmura	The Mulberry Bush
<p>Who took the cookie from the cookie jar. Panda took the cookie from the cookie jar. Who me? Yes, you. Not me, then who? Its Rabbit. Who took the cookie from the cookie jar. Rabbit took the cookie from the cookie jar. Who me? Yes, you. Not me, then who? Its Penguin Who took the cookie from the cookie jar. Panda took the cookie from the cookie jar. Who me? Yes, you. Not me, then who? Its Kangaroo Who took the cookie from the cookie jar. Kangaroo took the cookie from the cookie jar. Who me? Yes you . Ok,Ok I took the cookie from the cookie jar. The yummy yummy cookie from the cookie jar.</p>	<p>Churmura Churmura Churmura Churmura Yeh! Yeh! Churmura I want Churmura My papa gave me a paisa To buy one samosa But I want Churmura Churmura Churmura Churmura My papa gave me a yen To buy a hen But I want Churmura Churmura Churmura Churmura My papa gave me a dollar To buy one collar But I want Churmura Churmura Churmura Churmura</p>	<p>The Mulberry Bush Here we go round the mulberry bush, Mulberry bush, mulberry bush. Here we go round the mulberry bush, Early in the morning. This is the way I wash my face, Wash my face , wash my face, This is the way I wash my face, Early in the morning. This is the way I brush my teeth..... This is the way I comb my hair..... This is the way I drink my milk..... This is the way I go to school.....</p>

## Art & Craft

**Textbook : 1. My art and craft book ( C )**

**2. My Activity Book (Volume II)**

1. Colours. 2. Tracing Lines 3. Wavy and Curvy Lines 4. Shapes 5. Pattern 6. Fruits 7. Tree and Sparrow 8. Dinosaur 9. Frock 10. Flowers	11. Cap 12. Parrot 13. Ice Cream 14. Car 15. Jaguar 16. Balloon 17. Thumb Impression 18. Thread Impression 19. Flower 20. Stick Pasting	21. Tree 22. Octopus 23. Paper Pasting 24. Pulses Pasting 25. Sun 26. Wool Pasting 27. Jet 28. Bindi Pasting 29. Cotton Pasting 30. Bird
---	--	---

## DANCE

<b>April- Aug</b>	<b>Sept- Dec</b>	<b>Jan-March</b>
<ul style="list-style-type: none"><li>❖ Warm up sessions and creative steps in western dance.</li><li>❖ Movement of hands and foot with rhythm.</li><li>❖ Dance on song-Itni si hassi</li><li>❖ Patriotic dance on 15<sup>th</sup> Aug.</li><li>❖ Dandiya for Janamashtami.</li></ul>	<ul style="list-style-type: none"><li>❖ Introduction of expressions with rhythm.</li><li>❖ Dance on song-Party to banti hai.</li><li>❖ Drill practices - Annual Sports day</li></ul>	<ul style="list-style-type: none"><li>❖ Folk Dances</li><li>❖ Annual Day Preparation</li></ul>

## MUSIC

<b>April-Aug</b>	<b>Sept-Dec</b>	<b>Jan-March</b>
1. Churmura. 2. School Song.	1. The Mulberry Bush 2. School Song.	1. Gummy Bear. 2. School Song.

## PHYSICAL EDUCATION

April- Aug	Sept- Dec	Jan-March
<ol style="list-style-type: none"> <li>1. Development of fitness – Jogging, slow running, sprint</li> <li>2. Free hand exercise</li> <li>3. Caution practice – Attention, stand at ease, about turn and dismissing</li> <li>4. Standing &amp; sitting in a line and circle</li> <li>5. Jumping on the spot</li> <li>6. Balanced diet</li> <li>7. Crawling</li> <li>8. Swimming</li> <li>9. Dodgeball</li> <li>10. Chinese whisper</li> </ol>	<ol style="list-style-type: none"> <li>1. Passing, throwing and catching</li> <li>2. Movements–Arms, Legs, Neck, Trunk</li> <li>3. Bending exercises</li> <li>4. Walk and run on toes</li> <li>5. Flexibility exercises</li> <li>6. Circle games with ball balancing activities</li> <li>7. Short distance races</li> <li>8. Preparation for Sports Day.</li> <li>9. Cycling</li> </ol>	<p>Children will be encouraged to play individual as well as team games. e.g. post the letter, tug of war, dog and the bone, skipping.</p>
Brain Gym	Criss Cross, Double Duddle, Lazy Eight	
Muscle Activation	I, II, III	

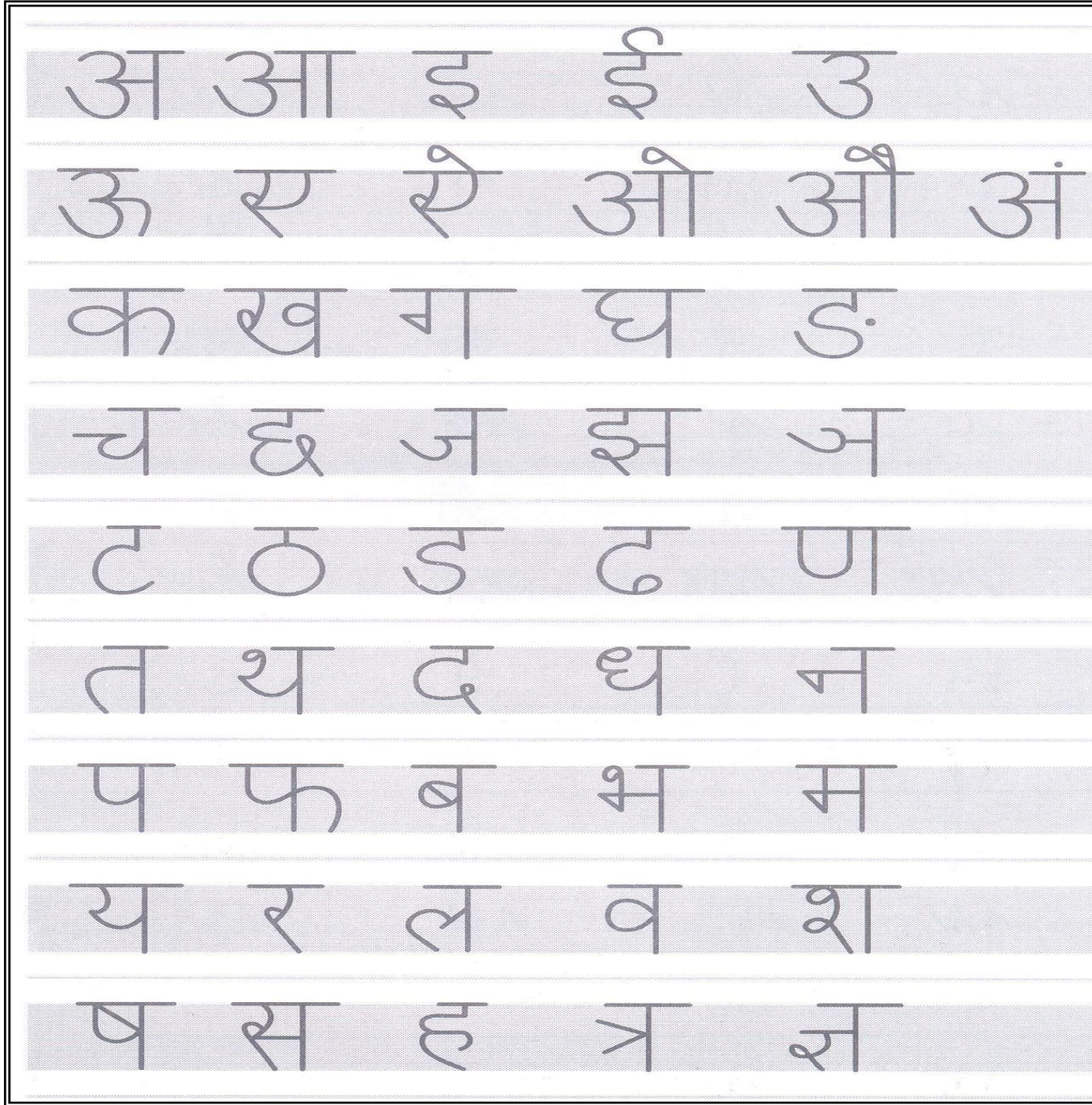




## PHONIC CHART

A says	ऐ	as in apple, ant etc.
B says	ब	as in ball, bat etc.
C says	क	as in cat, crow etc.
D says	ड	as in drum, doctor etc.
E says	ए	as in egg, elbow etc.
F says	फ	as in flower, fan etc.
G says	ग	as in girl, grass etc.
H says	ह	as in horse, house etc.
I says	इ	as in inkpot, igloo etc.
J says	ज	as in jug, joker etc.
K says	क	as in kite, key etc.
L says	ल	as in lamp, leaf etc.
M says	म	as in mug, mat etc.




N says	न	as in net, nose etc.
O says	ओ	as in orange, ox etc.
P says	प	as in parrot, pen etc.
Q says	क्व	as in queen, quill etc.
R says	र	as in rat, rope etc.
S says	स	as in snow, snake etc.
T says	ट	as in tomato, tiger etc.
U says	अ	as in umbrella, under etc.
V says	व	as in van, violin etc.
W says	व्ह	as in watch, walk etc.
X says	क्स	as in X-mas, X-ray etc.
Y says	य	as in yak, yo-yo etc.
Z says	ज़	as in zebra, zoo etc.



## FOOD SCHEDULE






**(SUMMERS)**

**Strictly Vegetarian**

<p><b>MONDAY -</b> Rajmah with Chapati South Indian Cuisine</p>	
<p><b>TUESDAY -</b> Green Vegetable with Parantha</p>	
<p><b>WEDNESDAY -</b> Variety of Bread &amp; Sprouts</p>	
<p><b>THURSDAY -</b> Stuffed Parantha &amp; Fruits</p>	
<p><b>FRIDAY -</b> Kid's Choice</p>	
<p><b>SATURDAY -</b> Aloo/Channe - Puri</p>	

**(WINTERS)**

**No Junk Food**

<p><b>MONDAY -</b> Rajmah with Chapati South Indian Cuisine</p>	
<p><b>TUESDAY -</b> Green Vegetable with Parantha</p>	
<p><b>WEDNESDAY -</b> Variety of Bread &amp; Sprouts</p>	
<p><b>THURSDAY -</b> Stuffed Parantha &amp; Fruits</p>	
<p><b>FRIDAY -</b> Kid's Choice</p>	
<p><b>SATURDAY -</b> Aloo/Channe - Puri</p>	