

**SYLLABUS**  
**CLASS: PRE-NURSERY**  
**SESSION: 2019-20**

**GENERAL INSTRUCTIONS**

1. Please fill first page of the diary.
2. Please check the diary of your ward daily.
3. Please send your ward in neat 'n' tidy uniform after giving him/her a bath.
4. Avoid using dark coloured under-garments [White is preferred].
5. Make your ward sleep in time so that he/she feels fresh in the morning.
6. Make sure that one extra changeover is in the bag.
7. Those having a hair-cut should have a proper hair-cut [Crew cut].
8. Please send the food according to Food Schedule. Maggi/ Noodles/ Junk food/ Non-veg is strictly not allowed.
9. Nails should be regularly trimmed.
10. Handkerchief should be pinned-up with a safety pin on the left side of the shirt.
11. Label your ward's school bag, lunch box, water bottle, belt, shoes, tie etc. with a permanent marker.



## SUBJECT: ENGLISH

### Learning Objectives:

1. To make the child adjust to the new environment and establish a relation with the school.
2. To develop concentration and increase attention span.
3. To help the child to perform the activities of daily life with joy and skill.
4. To develop large muscle co-ordination.
5. To make children aware and sensitive towards their surroundings.
6. To generate overall discipline and self – control.
7. To develop hand – eye co-ordination.

### Text Book: Alphabet Express


Months	Reading & writing skills	Conversation	Activities / skills
<b>Term-I (April-Aug)</b>	<ul style="list-style-type: none"> <li>• Picture reading (A to I) oral with their phonetic sounds.</li> <li>• Opposites: Slow-Fast Sit-Stand Up-Down Open-Close Happy-Sad Big-Small</li> <li>• Puppet Theatre Activity.</li> <li>• Story-Two Silly Goats. The Clever Fox</li> <li>• Picture comprehension: Classroom</li> </ul>	<p>Children will be encouraged to speak simple sentences and understand simple commands. Answering to the questions related to –</p> <ul style="list-style-type: none"> <li>✓ What is your name?</li> <li>✓ What is the name of your school?</li> <li>✓ What is the name of your city?</li> <li>✓ What is the name of your country?</li> <li>✓ What is the name of your father/mother?</li> <li>✓ Where do we throw the waste material?</li> <li>✓ How do you come to your school?</li> <li>✓ What is the colour of school bus?</li> <li>✓ What is the colour of class furniture?</li> <li>✓ How many students are there in your class?</li> <li>✓ What is the shape of duster?</li> <li>✓ What is the colour of chalkboard?</li> <li>✓ What is the colour of magnetic board?</li> <li>✓ What is the colour of class carpet?</li> <li>✓ Where do we keep the bags and bottles?</li> <li>✓ Where do we keep the books in the class?</li> </ul>	<ul style="list-style-type: none"> <li>• Worksheets related to alphabets (A to I). Free hand scribbling.</li> <li>• Recognition of domestic articles through Doll House &amp; Kitchenette.</li> <li>• Finger printing, Jute dabbing, Tearing and pasting.</li> <li>• Thumb printing.</li> </ul>
<b>Term-II (Sept-Dec)</b>	<ul style="list-style-type: none"> <li>• Recognition of A-I with phonetic sounds.</li> <li>• Written- Standing Line with the help of crayons.</li> <li>• Opposites: Hot - Cold, Day - Night, Fat - Thin, Empty – Full.</li> <li>• Story: The Rabbit and the Tortoise, The Lion and the Mouse.</li> <li>• Picture comprehension: Bathroom.</li> </ul>	<ul style="list-style-type: none"> <li>✓ Name your favourite food?</li> <li>✓ Who cooks food for you?</li> <li>✓ How many members are there in your family?</li> <li>✓ What is the shape of chapati?</li> <li>✓ What is the shape of pizza slice and sandwich?</li> <li>✓ Where do we keep the books?</li> <li>✓ Where do your mom cooks food?</li> <li>✓ What is the colour of your teeth?</li> <li>✓ What is the colour of your uniform?</li> </ul>	<ul style="list-style-type: none"> <li>• Rhymes related to our helpers.</li> <li>• Activity related to hand-eye co-ordination (fishy pond).</li> <li>• Origami – Tulip flowers, Dog, Joker</li> <li>• Worksheets related to alphabets J-Q.</li> </ul>

		<ul style="list-style-type: none"> <li>✓ What is the colour of your shoes and hair?</li> <li>✓ Who drives the bus?</li> <li>✓ How many fans are there in your class?</li> <li>✓ What should we say before entering the class?</li> <li>✓ What should we say when we cough and sneeze?</li> </ul>	
<b>Term-III (Jan-March)</b>	<ul style="list-style-type: none"> <li>• Oral A to Z with their phonetic sounds.</li> <li>• Written- L,T,H</li> <li>• Introduction to sleeping line.</li> <li>• Story : " Jumbo the Elephant "</li> <li>• Picture comprehension: Kitchen.</li> </ul>	<ul style="list-style-type: none"> <li>✓ Who makes you ready for school?</li> <li>✓ Name the things you see in the garden?</li> <li>✓ What is the colour of grass?</li> <li>✓ What is the mobile number of your father and mother?</li> <li>✓ Who rings the bell?</li> <li>✓ Name five fruits.</li> <li>✓ Name five vegetables.</li> <li>✓ Name the main meals of the day.</li> <li>✓ Who is prime minister of India?</li> <li>✓ Which is the capital of India?</li> <li>✓ What do we see in the sky at night and day?</li> <li>✓ Name five pet animals.</li> <li>✓ How many wheels a car has?</li> <li>✓ Where do wild animals live?</li> </ul>	<ul style="list-style-type: none"> <li>• Worksheets related to alphabets.</li> <li>• Cotton dabbing.</li> <li>• Origami activity.</li> <li>• Ice-cream stick activity.</li> <li>• Cotton swab activity.</li> <li>• Blow painting.</li> </ul>



## SUBJECT: MATHS

Months	Orals	Activities
<b>Term-I</b> <b>(April-Aug)</b>	<ul style="list-style-type: none"><li>• Concept of pre-numbers will be done</li><li>• Circle, Triangle, Star, Oval, Square.</li><li>• Oral counting 1 to 5.</li><li>• Recognition of numbers 1,2,3,4.</li></ul>	<ul style="list-style-type: none"><li>• Worksheet related to number 1.</li><li>• Pasting of circle.</li><li>• Tearing and pasting in Hut (square, triangle, circle)</li><li>• Worksheet related to numbers 2, 3, 4.</li></ul>
<b>Term-II</b> <b>(Sept-Dec)</b>	<ul style="list-style-type: none"><li>• Recap of pre-numbers and counting.</li><li>• Oral counting 1 to 10.</li><li>• Recognition of numbers 5, 6, 7.</li><li>• Shapes: Semi-Circle, Heart, Rectangle.</li></ul>	<ul style="list-style-type: none"><li>• Worksheets related to numbers 5, 6, 7.</li><li>• Hand printing.</li></ul>
<b>Term-III</b> <b>(Jan-March)</b>	<ul style="list-style-type: none"><li>• Oral counting 1 to 20.</li><li>• Recap of pre-numbers.</li><li>• Introduction to shapes Cone, Diamond.</li><li>• Written- numbers 1, 7.</li><li>• Recognition of numbers 8, 9, 10.</li></ul>	<ul style="list-style-type: none"><li>• Making of Ice-Cream Cone.</li><li>• Worksheets related to numbers 8, 9, 10.</li><li>• Worksheets of standing and sleeping line.</li></ul>



**SUBJECT: HINDI**

Months	Recognition	Rhymes
<b>Term-I (April-Aug)</b>	<ul style="list-style-type: none"><li>• स्वर अ , आ will be taken for recognition.</li><li>• KavitaKshri of अ-आ will be done.</li></ul>	<ul style="list-style-type: none"><li>• आज सोमवार है</li><li>• आलू कचालू</li><li>• वर्षा</li><li>• गर्मी आई</li><li>• गुलाब का फूल</li><li>• नाखून</li><li>• हाथी राजा</li><li>• शिक्षा</li></ul>
<b>Term-II (Sept-Dec)</b>	<ul style="list-style-type: none"><li>• स्वर इ , ई will be taken for recognition.</li><li>• KavitaKshri of उ-ऊ-इ-ई will be done.</li></ul>	<ul style="list-style-type: none"><li>• सर सर सर</li><li>• मेरी टीचर</li><li>• लाला जी</li><li>• माता पिता</li><li>• बापू जी के बंदर तीन</li><li>• काले काले बादल</li><li>• दाँतो की सफाई</li></ul>
<b>Term-III (Jan-March)</b>	<ul style="list-style-type: none"><li>• स्वर ए , ऐ, ओ, औ will be taken for recognition.</li><li>• KavitaKshri of अ-आ-इ-ई-उ-ऊ-ऋ will be done.</li></ul>	<ul style="list-style-type: none"><li>• मेरी चिड़िया</li><li>• नाना जी</li><li>• मेरी गुड़िया</li><li>• बढ़ते कदम</li><li>• कम्प्यूटर</li></ul>

अ इ उ

## SUBJECT: EVS

### Text Book:

1. My Picture Dictionary Part-B

Months	Orals	Activities
<b>Term-I (April-Aug)</b>	<ul style="list-style-type: none"> <li>• Parts of Body.</li> <li>• Primary Colours: Red, Yellow, Green, Blue, White.</li> <li>• Fruits: Apple, Cherries, Strawberries, Banana, Watermelon, Mango, Orange, Grapes, Guava, Papaya, Melon, Litchi, Pear.</li> <li>• Vegetables: Tomato, Lemon, Carrot, Lady Finger Radish, Brinjal, Cabbage, Capsicum, Brinjal.</li> <li>• Rainy Season: Things we use in rainy season, food we eat in this season, rhymes, clothes of this season.</li> <li>• Toys: Teddy Bear, Doll, Riding Horse, Toy-cycle, Yo-Yo.</li> <li>• Introduction to Domestic Animals: Cow, Dog, Goat, Sheep, Horse, Donkey, Camel, Buffalo.</li> <li>• Sounds of animals (Dog, Cat, Sheep, Hen, Cow, Duck)</li> <li>• Animals &amp; their young ones               <ul style="list-style-type: none"> <li>○ Dog – Puppy                      ○ Cat – Kitten                      ○ Lion – Cub</li> <li>○ Duck – Duckling                      ○ Rabbit – Bunny                      ○ Hen-Chick</li> </ul> </li> </ul>	<ul style="list-style-type: none"> <li>✓ Rainy day scene pasting.</li> <li>✓ Rainy day food festival.</li> <li>✓ Paper Folding (boat, fan).</li> <li>✓ Making of peacock feather with coloured papers.</li> <li>✓ Pasting of red and yellow colour fruits.</li> </ul>
<b>Term-II (Sept-Dec)</b>	<ul style="list-style-type: none"> <li>• Introduction to wild animals: Lion, Tiger, Elephant, Bear, Deer, Giraffe, Zebra, Monkey.</li> <li>• Introduction to Winter Season.</li> <li>• Means of Transportation (Car, Bus, Truck, Van, Bike, Auto-Rickshaw, Scooter, Aeroplane, Ship, Train, Cycle).</li> <li>• Things we see in the sky (Sun, Moon, Stars, Birds, Clouds, Rainbow).</li> <li>• 3 Meals of the day (Breakfast – Lunch – Dinner).</li> <li>• Parts of the Body.</li> <li>• Days of the week (Sunday-Saturday).</li> <li>• Flowers: ( Lotus, Rose, Sunflower, Lily, Daisy, Tulip, Marigold, Hibiscus, Daffodill).</li> <li>• Games: Bat-Ball, T.T Racket, Hockey, Football, Shuttle Cock.</li> </ul>	<ul style="list-style-type: none"> <li>✓ Wool pasting in sheep and Santa claus</li> <li>✓ Thread printing.</li> <li>✓ Best out of waste activity.</li> <li>✓ Table manners.</li> <li>✓ Card making.</li> <li>✓ Vegetable printing.</li> <li>✓ Origami –Tulip flower, Cat, Dog, Boat.</li> </ul>

**Term-III  
(Jan-March)**

- Introduction to Water Animals: Fish, Octopus, Frog, Whale, Dolphin, Crocodile, Shark, Sea Horse.
- Sun, Moon, Stars, Planets.
- Our House
  - Where does your mom cook the food?
  - Where do you sleep?
  - Where do you take bath?
  - Who teaches you in the class?
- Traffic Lights- Red, Yellow, Green.
- Introduction to birds and their colours-
  - Sparrow            ○ Crow            ○ Parrot            ○ Eagle
  - Pigeon            ○ Peacock        ○ Owl            ○ Myna
- Food we eat: Breakfast, Lunch, Dinner.

- ✓ Clay Activities.
- ✓ Colouring in Traffic Lights.
- ✓ Bud painting.



## WORDS AND SENTENCES IN ENGLISH

(April – March)

➤ **WORDS**

- |             |                |                  |              |
|-------------|----------------|------------------|--------------|
| o Thank You | o Please       | o Excuse Me      | o Sorry      |
| o Hello     | o Good Morning | o Good Afternoon | o Good Night |

➤ **ACTION WORDS**

Walking	Talking	Clapping
Sleeping	Playing	Yawning
Jumping	Running	Reading
Eating	Skipping	Sitting
Writing	Drinking	Standing
Crying	Brushing	Creeping
Laughing	Itching	Crawling
Swinging	Coughing	Jogging
Singing	Sneezing	Dancing

➤ **SENTENCES**

• Open the door.	• Wipe your face.	• Don't touch it.
• Shut the door.	• Let's go out & play.	• He/She is hitting me.
• Light has come/gone.	• Keep quiet.	• Don't fight.
• Please, May I go to toilet?	• I am thirsty.	• What is this?
• I have finished my food.	• Food is yummy.	• How are you?
• May I come in Ma'm?	• Don't push.	• Sit on the chair.
• May I go Ma'm?	• Don't pull.	• Sit on the carpet.



## MORAL VALUES & HYGIENE

(April – March)

➤ **PERSONAL HYGIENE**

- |                           |                    |                                 |
|---------------------------|--------------------|---------------------------------|
| o Brush your teeth daily. | o Trim your nails. | o Wash your mouth after eating. |
| o Comb your hair.         | o Wash your hands. |                                 |

➤ **ETIQUETTES**

- |                       |                        |                                   |
|-----------------------|------------------------|-----------------------------------|
| o Wish your elders.   | o Don't talk loudly.   | o Don't throw food on the floor.  |
| o Always speak truth. | o Don't dig your nose. | o Use spoon/fork for eating food. |
| o I am fresh n fine.  |                        |                                   |

➤ **ACTIVITIES**

- |                       |                             |                      |
|-----------------------|-----------------------------|----------------------|
| o Ice-cream slippers. | o Activities like brushing. | o Combing every day. |
|-----------------------|-----------------------------|----------------------|

### ENGLISH RHYMES

Term-I (April-Aug)	Term-II (Sept- Dec)	Term-III (Jan-March)
<ul style="list-style-type: none"> <li>• I am a tailor</li> <li>• My Body</li> <li>• Aeroplane – Aeroplane</li> <li>• Chubby Cheeks</li> <li>• I hear thunder</li> <li>• Teddy Bear</li> <li>• Rain Drops</li> <li>• I Love You</li> <li>• Chin Chin Chinaman</li> <li>• Come little Children</li> <li>• Cobbler Cobbler</li> <li>• I see the moon</li> <li>• Count and Learn</li> </ul>	<ul style="list-style-type: none"> <li>• Two little dicky birds</li> <li>• Hello! Mr. Bunny Rabbit</li> <li>• Higgledy Piggledy</li> <li>• Jingle Bells</li> <li>• Row Row Row your boat</li> <li>• Are you sleeping</li> <li>• Zip - Zap</li> <li>• Colours</li> <li>• Traffic Light</li> <li>• Clean earth</li> <li>• Butterfly Butterfly</li> <li>• I am a lion</li> <li>• Time to Sleep</li> </ul>	<ul style="list-style-type: none"> <li>• Green vegetable</li> <li>• A Snowman</li> <li>• Ten Little fingers</li> <li>• Make new friends</li> <li>• Bits of paper</li> <li>• Sun</li> <li>• I am a little teapot</li> </ul> <p>Revision of all the rhymes will be done.</p>

## SUBJECT: MUSIC

- Rhymes will be done on Harmonium/Casio.
- Morning Prayer.
- Nation Anthem.
- Children’s Song – ‘T’ for Teacher.
- English Songs
  - If you are happy and you know it, Clap your hands.....
  - Good Morning to you.....
  - Jingle Bells.....
  - Boogie Woogie.....

### ENGLISH RHYMES

<p><b>1. Two Little Dicky Birds</b> Two little dicky birds, sitting on a wall. One named Peter, other named Paul. Fly away Peter, fly away Paul. Come back Peter, come back Paul.</p>	<p><b>2. Teddy Bear</b> Teddy bear, teddy bear turn around. Teddy bear, teddy bear Touch the ground. Teddy bear, teddy bear polish your shoes. Teddy bear, teddy bear Off to school.</p>	<p><b>3. Higgledy Piggledy</b> Higgledy Piggledy my black hen. She lays eggs for gentlemen. Sometimes nine, sometimes ten. Higgledy Piggledy my black hen.</p>
<p><b>4. Hello Mr. Bunny Rabbit</b> Hello! Mr. Bunny Rabbit, Will you have some tea? No! No! thank you not for me. I like to eat carrot, I don’t like tea.</p>	<p><b>5. Are You Sleeping</b> Are you sleeping, Are you sleeping? brother John, Morning bells are ringing, Morning bells are ringing. Ding dong dong.....</p>	<p><b>6. I Hear Thunder</b> I hear thunder, I hear thunder Oh! don’t you, Oh! don’t you Peter Patter rain drops – 2 I am wet through – 2 So are you, so are you.</p>
<p><b>7. My Body</b> Join your hands clap, clap, clap Tap your toes tap, tap, tap Open your mouth talk, talk, talk Pick your feet walk, walk, walk</p>	<p><b>8. Aeroplane – Aeroplane</b> Aeroplane, aeroplane Up in the sky, Where are you going? Flying so high.</p>	<p><b>9. Colours</b> Red apples green grapes Blue boxes in my shapes White snow yellow sun Orange jam in my bun.</p>
<p><b>10. I see the Moon</b> I see the moon And moon see me. God bless the moon , And God bless me.</p>	<p><b>11. A Snowman</b> I am a snowman Big and white I stand in the snow Day and night.</p>	<p><b>12. I am a Tailor</b> I am a tailor, I am a tailor Stitching your clothes Stitch, stitch, stitch My needle goes.</p>

<p align="center"><b>13. Row Your Boat</b></p> <p>Row, row, row your boat Gently down the stream. Merrily, merrily, merrily, merrily Life is but a dream.</p>	<p align="center"><b>14. Chin Chin Chinaman</b></p> <p>Chin chin Chinaman Smoking a cigar Riding on an elephant Ha-ha-ha-ha.</p>	<p align="center"><b>15. Jingle Bells</b></p> <p>Jingle bells, jingle bells Jingle all the way Santa Claus is coming around riding on the sleigh.</p>
<p align="center"><b>16. I am a Lion</b></p> <p>I am a lion rab dub-dub, My wife is lioness, baby is cub Rab dub-dub-dub-dub-dub.</p>	<p align="center"><b>17. Make new friends</b></p> <p>Make new friends, But keep the old. One is silver, And the other gold.</p>	<p align="center"><b>18. Chubby Cheeks</b></p> <p>Chubby cheeks, dimpled chin, Rosy lips, teeth with in. Curly hair, very fair, eyes are blue, lovely two Teacher’s pet – is that you? Yes – yes – yes.</p>
<p align="center"><b>19. Butterfly Butterfly</b></p> <p>Butterfly butterfly, flutter by flutter by, Up and down, low and high, Butterfly butterfly, flit and fly.</p>	<p align="center"><b>20. Cobbler – Cobbler</b></p> <p>Cobbler – Cobbler, mend my shoe, Get it done by half past two, Stitch it up, and stitch it down, Then I’ll give you, half - a crown.</p>	<p align="center"><b>21. Traffic Lights</b></p> <p>Red light, red light, Stop – stop – stop. Yellow light, yellow light, Wait – wait – wait. Green light, green light, go – go –go.</p>
<p align="center"><b>22. Time to Sleep</b></p> <p>Bow-wow- says the dog Baa-baa says the sheep Meow-meow says the cat It’s time to sleep</p>	<p align="center"><b>23. Bits of Paper</b></p> <p>Bits of paper, bits of paper lying on the floor, Makes the place so untidy, Pick them up, pick them up, And throw in the dustbin.</p>	<p align="center"><b>24. I am little tea pot</b></p> <p>I am little tea pot, short &amp; stout. This is my handle, this is my spout, When the water boiling, hear me shout. Pick me up &amp; pour me out.</p>
<p align="center"><b>25. I Love You</b></p> <p>Mummy and daddy, I love you Come to me when, I call you Give me a kiss when, I ask you Mummy and daddy, I love you.</p>	<p align="center"><b>26. Count and Learn</b></p> <p>One two three four five Bees are in the hive Six seven eight nine ten Lion is in the den.</p>	<p align="center"><b>27. Rain Drops</b></p> <p>Raindrops, raindrops Fall on the tree Tiny little raindrops Shine and glee.</p>
<p align="center"><b>28. Ten Little Fingers</b></p> <p>Ten Little Fingers , ten little toes Two Little ears and one little nose Two little eyes that shine so bright and one little mouth to kiss mother ‘Good Night’</p>	<p align="center"><b>29. Come Little Children</b></p> <p>Come little children, come to me I will teach you ABC ABC DEF G HIJKLMN OP QRST UVW XYZ! XYZ! sugar on the bread If you don’t like it, Better go to bed. Next monday morning, Come to me, I will teach you ABC.</p>	<p align="center"><b>30. Green Vegetables</b></p> <p>Green Vegetables and fresh fruits Carrots, tomatoes and apple juice. Mummy says, “Eat them all” It makes us healthy and tall.</p>

<b>31. SUN</b>	<b>32. ZIP – ZAP</b>	<b>33. CLEAN EARTH</b>
Sun in the morning, Tells us to rise; Who rise late Will never be wise.	Zip-zap, zip-zap, All is the best. Work hard, less talk Leave the rest.	The sky is blue, The earth is green. I can help, To keep it clean.

## ENGLISH STORIES

### **1. Two Silly Goats**

Once upon a time there were two silly goats. They were coming in the opposite directions. They wanted to cross the narrow bridge. One silly goat said, “I will cross the bridge first, you go back”. Other silly goat said, I will cross the bridge first , you go back”. They started fighting. Fighting! Fighting! Fighting! Both fell down and were drowned in the water.

**MORAL:** We should not fight.

### **2. The Lion and the Mouse**

One day the lion was sleeping in the jungle. Little mouse came jumping, jumping, dancing, dancing. Lion woke up and said, “You little mouse you have disturbed me. I will kill you, I will eat you.” Sorry Mr. Lion, I will help you. You will help me ha – ha – ha! One day the lion was caught in a net. He was shouting, Help me! Help me! Save me! Save me! Little mouse came and cut the net with his sharp teeth. The lion was free. Free! Free! Free! He was happy, happy, happy, happy.

**MORAL:** Do good have good.

### **3. Jumbo the Elephant**

Jumbo was a big elephant. He had two flappy ears, one long trunk, four strong legs and one tail. One day jumbo went for a walk to the river. He saw a little girl was crying. He asked the little girl “Why are you crying”? Little girl said, My bucket is broken.

How I will carry water to my home? Jumbo said, “Don’t cry I will help you”. Jumbo went to the river, filled his trunk with water and went to girl’s house. Jumbo put the water in the bucket. Bucket was full, the girl was happy.

**MORAL:** We should help our friends.

### **4. The Clever Fox**

The crow had a piece of meat. The fox wanted it. She tricked the crow to sing. The crow cried caw! caw!. The piece of meat fell down. Happily the fox eat it.

### **5. The Rabbit and The Tortoise**

The rabbit runs fast. The tortoise runs slow. Both run a race. The rabbit stopped. He slept, the tortoise ran on. He won the race.

## Hindi Rhymes

<p style="text-align: center;"><b>सर-सर-सर-सर उड़ी पंतग</b></p> <p>सर-सर-सर-सर उड़ी पंतग, फर -फर-फर-फर उड़ी पंतग, इसको काटा, उसको काटा, खुब लगाया सैर सपाटा, उड़ते- उड़ते जुड़ी पंतग, अरे-२ कट गई मेरी पंतग।</p>	<p style="text-align: center;"><b>बापू जी के बंदर तीन</b></p> <p>बापू जी के बंदर तीन सुन लो बेटा तुम बुरा ना देखो , बुरा ना बोलो , और ना ही सुनो बुरा तुम ।</p>	<p style="text-align: center;"><b>गर्मी आई</b></p> <p>गर्मी आई-२, घर-घर में यह पंखा लाई सबको पास बुलाता पंखा । मीठी नींद सुलाता पंखा, ठंडी हवा खिलाता पंखा , सबके मन को भाता पंखा।</p>	<p style="text-align: center;"><b>हाथी राजा</b></p> <p>हाथी राजा बहुत भले सूँढ हिलाकर कहाँ चले । मेरे घर भी आओ ना हलवा पूरी खाओ ना । आओ बैठो कुर्सी पर कुर्सी बोली चटर-पटर ।</p>
<p style="text-align: center;"><b>मेरी टीचर</b></p> <p>सबसे अच्छी मेरी टीचर, हँसती खूब कहानी कहकर, नये-२ वह गीत सिखाती, हमको पिकनिक पर ले जाती ।</p>	<p style="text-align: center;"><b>वर्षा</b></p> <p>वर्षा आई छम-छम-छम , छाता लेकर निकले हम । पैर फिसल गया, गिर गए हम, नीचे छाता ऊपर हम ।</p>	<p style="text-align: center;"><b>नाना जी</b></p> <p>नाना जी ने तोता पाला, करता दिनभर गड़बड़ झाला । मिट्टू-मिट्टू कहकर गाता , पिंजरे में ही दौड़ लगाता ।</p>	<p style="text-align: center;"><b>मेरी गुड़िया</b></p> <p>ये है मेरी गुड़िया रानी , मुझसे सुनती रोज कहानी । खाती रोटी पीती पानी , कभी नहीं करती शैतानी । ये है मेरी गुड़िया रानी ।</p>
<p style="text-align: center;"><b>मेरी चिड़िया</b></p> <p>चिड़िया चूँ-चूँ करती है , बच्चों से भी डरती है । दूर से डालो इसको दाना , पास नहीं तुम इसके जाना । पास गए तो डर जाएगी , फुर्र-फुर्र करके उड़ जाएगी ।</p>	<p style="text-align: center;"><b>आज सोमवार है</b></p> <p>आज सोमवार है तोते को बुखार है । तोता गया बाग में , बाग में था डाक्टर । डाक्टर ने लगाई सूई , तोता बोला उई-३।</p>	<p style="text-align: center;"><b>आलू-कचालू</b></p> <p>आलू-कचालू बेटा कहाँ गए थे , बंदर की टोकरी में सो रहे थे । बंदर ने लात मारी रो रहे थे , टीचर ने प्यार किया हँस रहे थे ।</p>	<p style="text-align: center;"><b>गुलाब का फूल</b></p> <p>मैं गुलाब का फूल बनूँगा मधुर मधुर मुस्काऊँगा पास मेरे जो तितली आये उसको दोस्त बनाऊँगा ।</p>
<p style="text-align: center;"><b>लाला जी</b></p> <p>लाला जी ने केला खाया , उसका छिलका वहीं गिराया । तोँद फुलाकर कदम बढ़ाया , पैर के नीचे छिलका आया । लाला जी गिर पड़े धड़ाम , मुँह से निकला हाय-राम !</p>	<p style="text-align: center;"><b>बढ़ते कदम</b></p> <p>एक दो, एक दो, बढ़ते कदम, भारत माँ के बच्चे हम । नहीं रूकेंगे, नहीं झुकेंगे आगे बढ़ते रहेंगे हम।</p>	<p style="text-align: center;"><b>नाखून</b></p> <p>नाखून कभी ना बढ़ने दो, मैल कभी ना जमने दो, जब-जब इनको बढ़ता देखो, नेलकटर से काट डालो।</p>	<p style="text-align: center;"><b>शिक्षा</b></p> <p>रोज सवेरे उठना अच्छा नित्य कर्म करना अच्छा ठीक समय पर पढ़ना अच्छा नहीं किसी से लड़ना अच्छा</p>
<p style="text-align: center;"><b>माता पिता</b></p> <p>माता पिता बहुत ही अच्छे जी भर करते हमको प्यार सुबह जागकर सबसे पहले उन्हें करते हम नमस्कार ।</p>	<p style="text-align: center;"><b>कम्प्यूटर</b></p> <p>सबसे प्यारा मेरा कम्प्यूटर देता सब बातों का उत्तर मदद करता मेरी, चाहे दिन हो या रात, यह खेल भी करता, दिन भर मेरे साथ ।</p>	<p style="text-align: center;"><b>काले-काले बादल</b></p> <p>काले-काले बादल, चले चाल तूफानी। चम-चम चमकी बिजली, झम-झम बरसा पानी।</p>	<p style="text-align: center;"><b>दाँतो की सफाई</b></p> <p>दाँतो की नित करो सफाई, चमके जैसे दूध मलाई। गन्ना, मूली, गाजर खाना, दाँतो को मजबूत बनाना।</p>

## Hindi Stories

### **प्यासा कौआ**

एक कौआ प्यासा था। घड़े में पानी थोड़ा था। कौआ लाया कंकर। डाले घड़े के अंदर। पानी आया ऊपर। कौए ने पीया पानी। खत्म हुई कहानी।

### **टानो मानो**

एक थी बिल्ली टानो रानी, दूजी थी मानो रानी। दोनों ने की मिलकर चोरी। ले आई वो एक कचौरी। टानो कहती मैं ना दूंगी, मानो कहती पूरी लूगी। दोनों में फिर हुई लड़ाई, छीना छपटी मार पिटाई। दूर से देख रहा था बंदर, वह था पूरा था एक मछन्द्र। मौका देखा दौड़ा आया, टानो मानो को धमकाया। भागी दोनों डर के मारे, बंदर के थे वारे- न्यारे। ये कह कर मत करना चोरी, खा गया वो पूरी कचौरी। बच्चों लालच कभी ना करना, चोरी करके पेट ना भरना।

### **कछुआ और खरगोश**

कछुए और खरगोश ने मिलकर, एक दिन दौड़ लगाई, जंगल की जनता सारी उन्हें देखने आई। शुरु-शुरु में ऐसा जोश, आगे निकल गया खरगोश। कछुए के तो उड़ गए होश, फिर भी उसको आया ना रोष। खरगोश ने मुड़कर देखा, थोड़ा सा आराम करूँ मैं, थोड़ी दूर है रेखा। पेड़ के नीचे बैठा जो नींद बहुत थी आई। चलते ही रहने में देखो जीत कछुए ने पाई। घमंड ना करना चलते रहना शिक्षा हमने पाई।



## PHONIC CHART

A says	ऐ	as in apple, ant etc.
B says	ब	as in ball, bat etc.
C says	क	as in cat, crow etc.
D says	ड	as in drum, doctor etc.
E says	ए	as in egg, elbow etc.
F says	फ	as in flower, fan etc.
G says	ग	as in girl, grass etc.
H says	ह	as in horse, house etc.
I says	इ	as in inkpot, igloo etc.
J says	ज	as in jug, joker etc.
K says	क	as in kite, key etc.
L says	ल	as in lamp, leaf etc.
M says	म	as in mug, mat etc.

N says	न	as in net, nose etc.
O says	औ	as in orange, ox etc.
P says	प	as in parrot, pen etc.
Q says	क्व	as in queen, quill etc.
R says	र	as in rat, rope etc.
S says	स	as in snow, snake etc.
T says	ट	as in tomato, tiger etc.
U says	अ	as in umbrella, under etc.
V says	व	as in van, violin etc.
W says	व्ह	as in watch, walk etc.
X says	क्स	as in X-mas, X-ray etc.
Y says	य	as in yak, yo-yo etc.
Z says	ज़	as in zebra, zoo etc.

## FOOD SCHEDULE

**(SUMMERS)**

**Strictly Vegetarian**

**MONDAY -  
Rajmah with Chapati  
South Indian Cuisine**




**TUESDAY –  
Green Vegetable with Parantha**



**WEDNESDAY –  
Variety of Bread & Sprouts**



**THURSDAY –  
Stuffed Parantha & Fruits**



**FRIDAY –  
Kid's Choice**



**SATURDAY –  
Aloo/Channe - Puri**




**(WINTERS)**

**No Junk Food**

**MONDAY -  
Rajmah with Chapati  
South Indian Cuisine**




**TUESDAY –  
Green Vegetable with Parantha**



**WEDNESDAY –  
Variety of Bread & Sprouts**



**THURSDAY –  
Stuffed Parantha & Fruits**



**FRIDAY –  
Kid's Choice**



**SATURDAY –  
Aloo/Channe - Puri**

